

HIGH FEELS



Standard Sizes

SIZE GUIDE

35–43

*We recommend to order our boots
and closed shoes one size bigger
than our sandals.*

SANDALS: Place a pen with the tip
on the dot and adjust your foot on
the sheet. The pen goes between
your big toe and second toe.
If this outline fits you well,
we recommend to

Order size

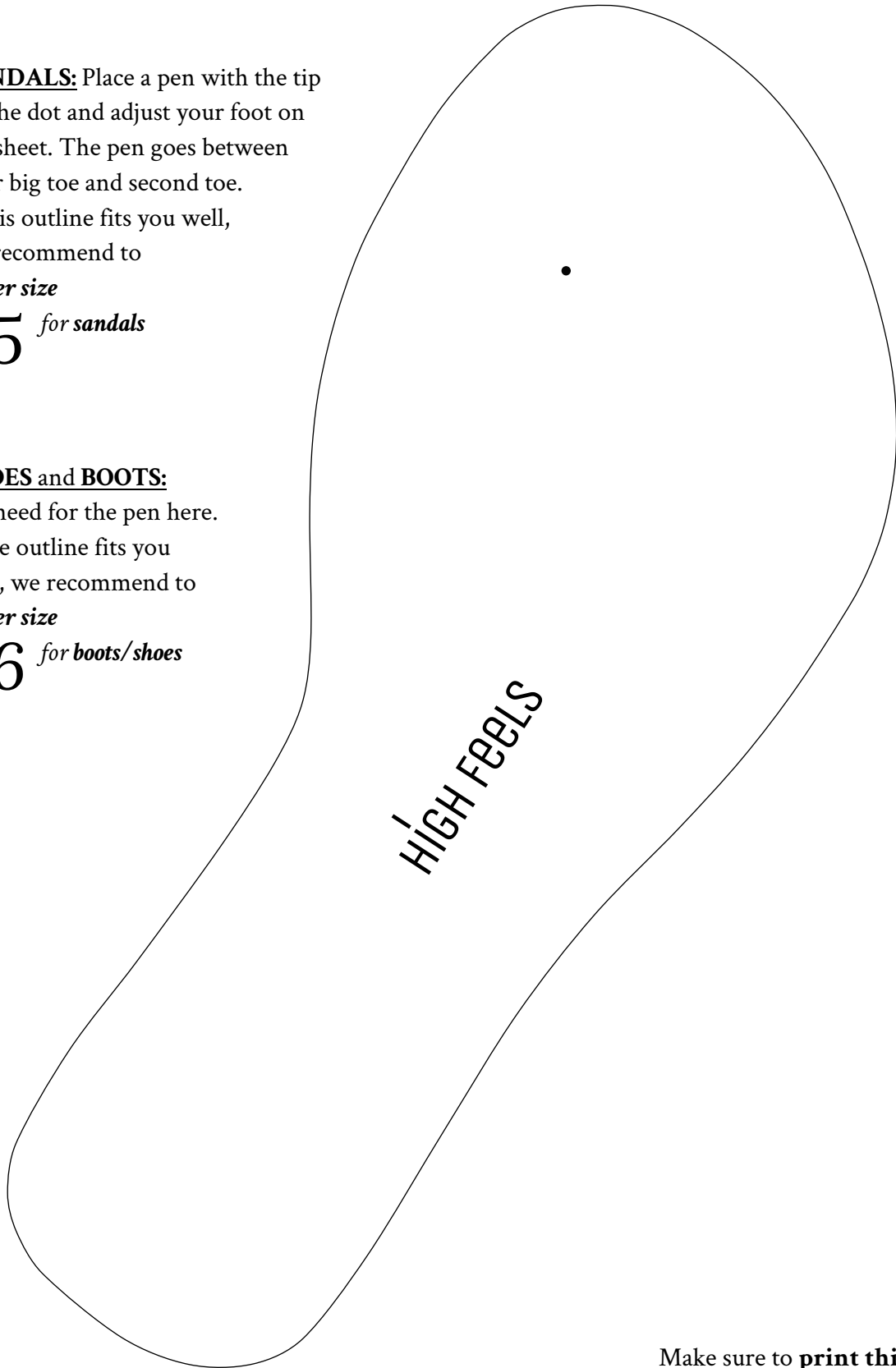
35 *for sandals*

SHOES and BOOTS:

No need for the pen here.
If the outline fits you
well, we recommend to

Order size

36 *for boots/shoes*



The print control line must be 10 cm

Make sure to **print this page**
in 100% scale / original size
(Disable automatic page adjustment)

*We recommend to order our boots
and closed shoes one size bigger
than our sandals.*

SANDALS: Place a pen with the tip
on the dot and adjust your foot on
the sheet. The pen goes between
your big toe and second toe.
If this outline fits you well,
we recommend to

Order size

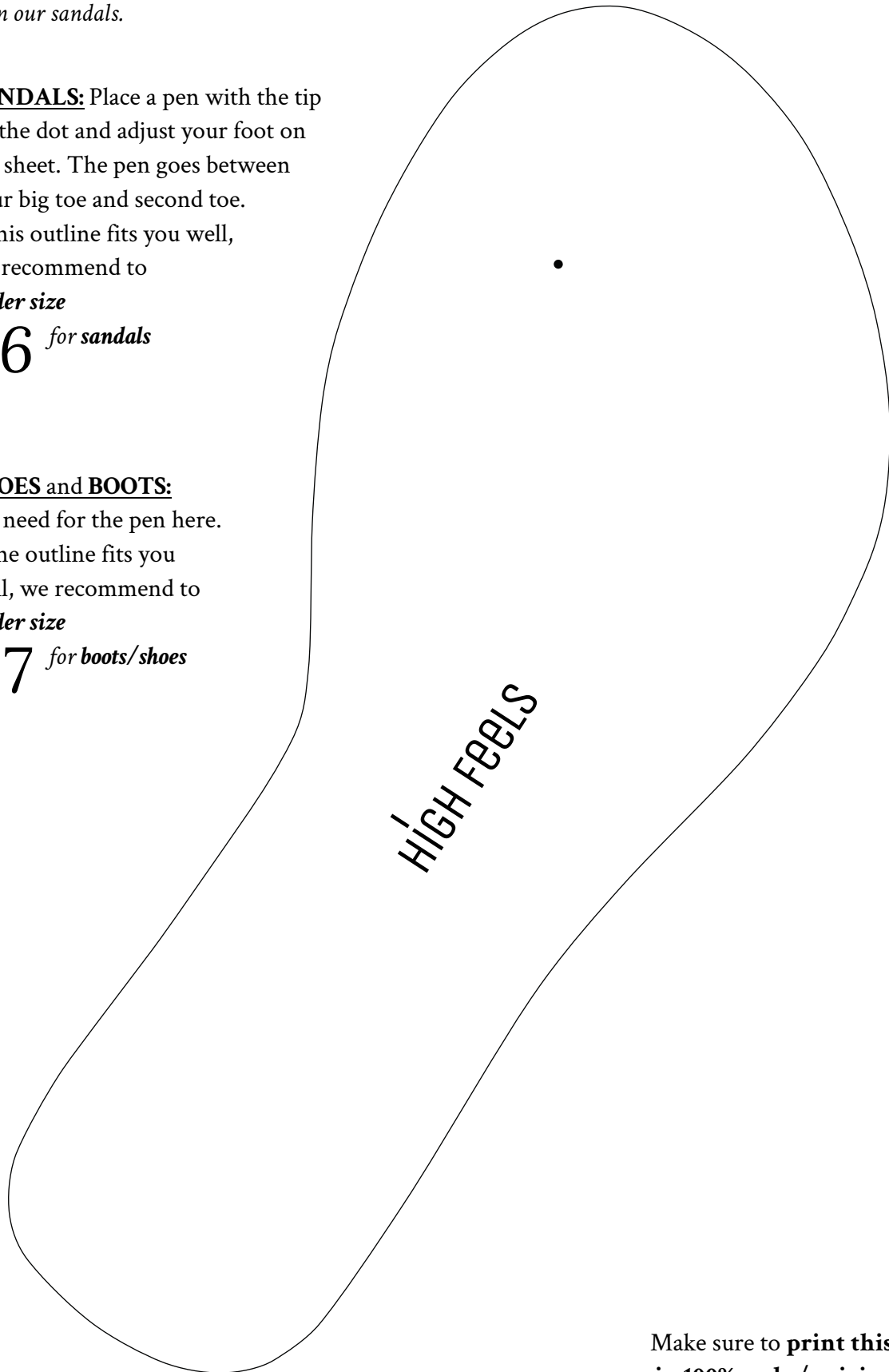
36 *for sandals*

SHOES and BOOTS:

No need for the pen here.
If the outline fits you
well, we recommend to

Order size

37 *for boots/shoes*



The print control line must be 10 cm

Make sure to **print this page**
in 100% scale / original size
(Disable automatic page adjustment)

*We recommend to order our boots
and closed shoes one size bigger
than our sandals.*

SANDALS: Place a pen with the tip
on the dot and adjust your foot on
the sheet. The pen goes between
your big toe and second toe.
If this outline fits you well,
we recommend to

Order size

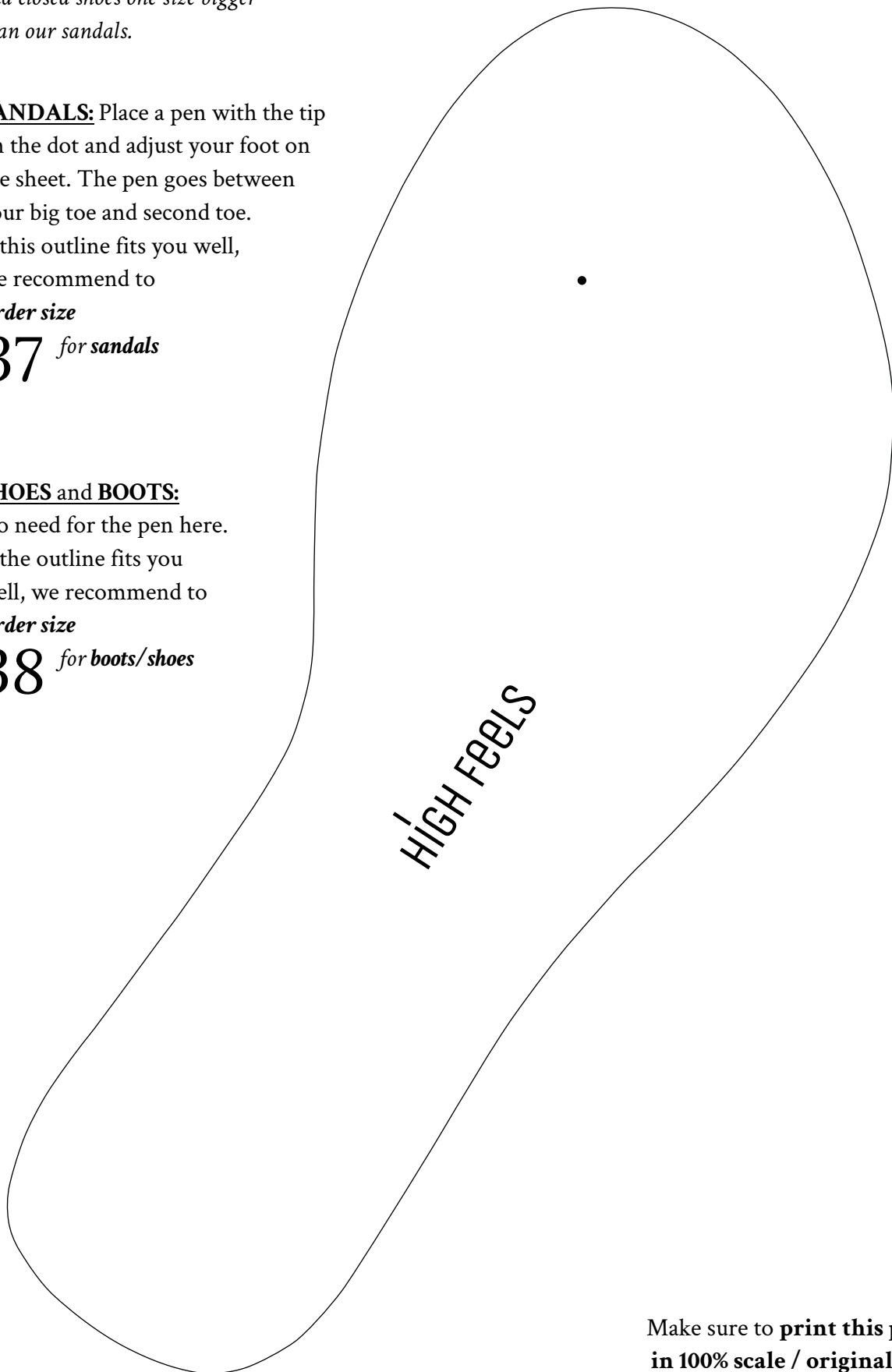
37 *for sandals*

SHOES and BOOTS:

No need for the pen here.
If the outline fits you
well, we recommend to

Order size

38 *for boots/shoes*



The print control line must be 10 cm

Make sure to **print this page**
in 100% scale / original size
(Disable automatic page adjustment)

*We recommend to order our boots
and closed shoes one size bigger
than our sandals.*

SANDALS: Place a pen with the tip
on the dot and adjust your foot on
the sheet. The pen goes between
your big toe and second toe.
If this outline fits you well,
we recommend to

Order size

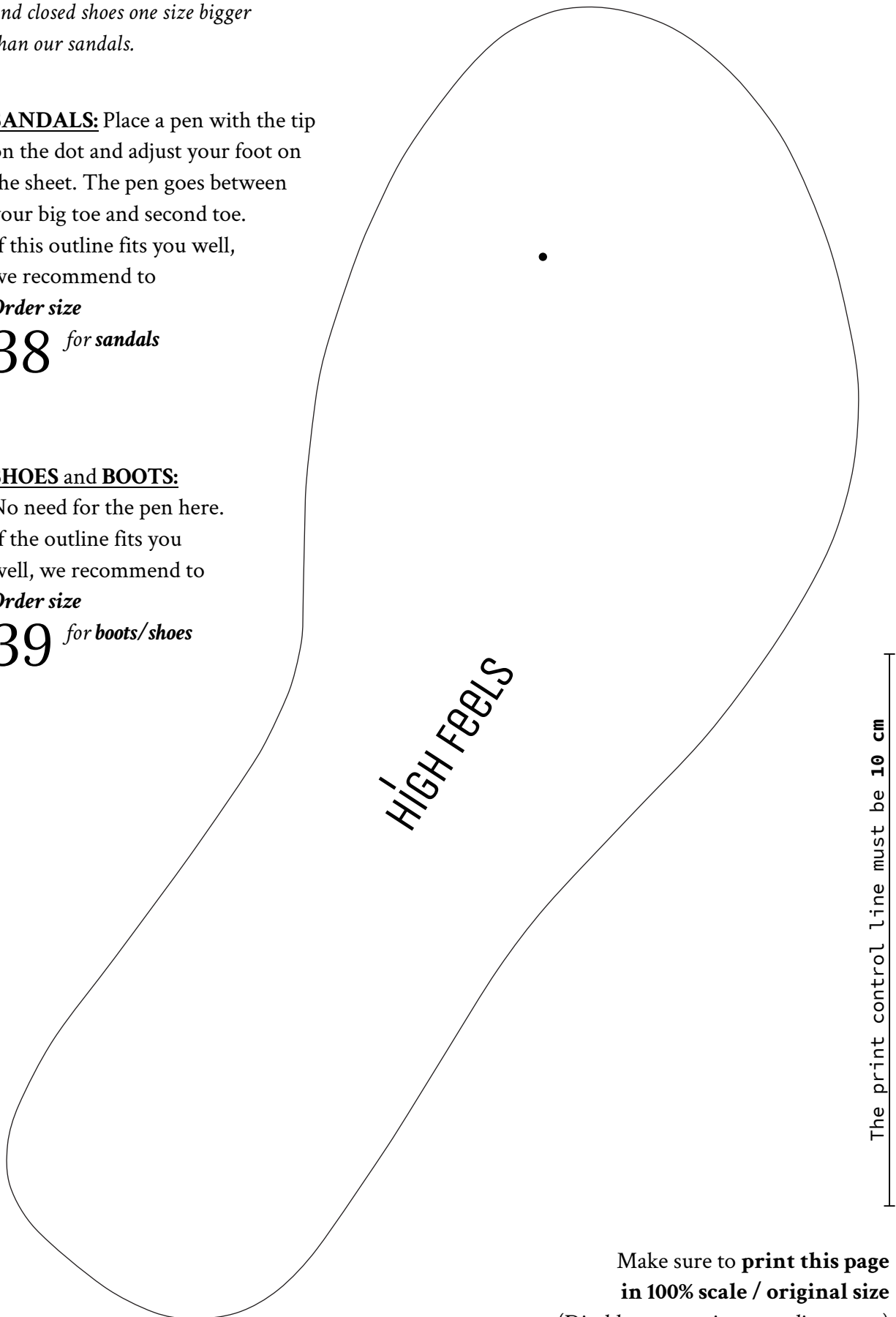
38 *for sandals*

SHOES and BOOTS:

No need for the pen here.
If the outline fits you
well, we recommend to

Order size

39 *for boots/shoes*



**Make sure to print this page
in 100% scale / original size
(Disable automatic page adjustment)**

We recommend to order our boots and closed shoes one size bigger than our sandals.

SANDALS: Place a pen with the tip on the dot and adjust your foot on the sheet. The pen goes between your big toe and second toe. If this outline fits you well, we recommend to

Order size

39 *for sandals*

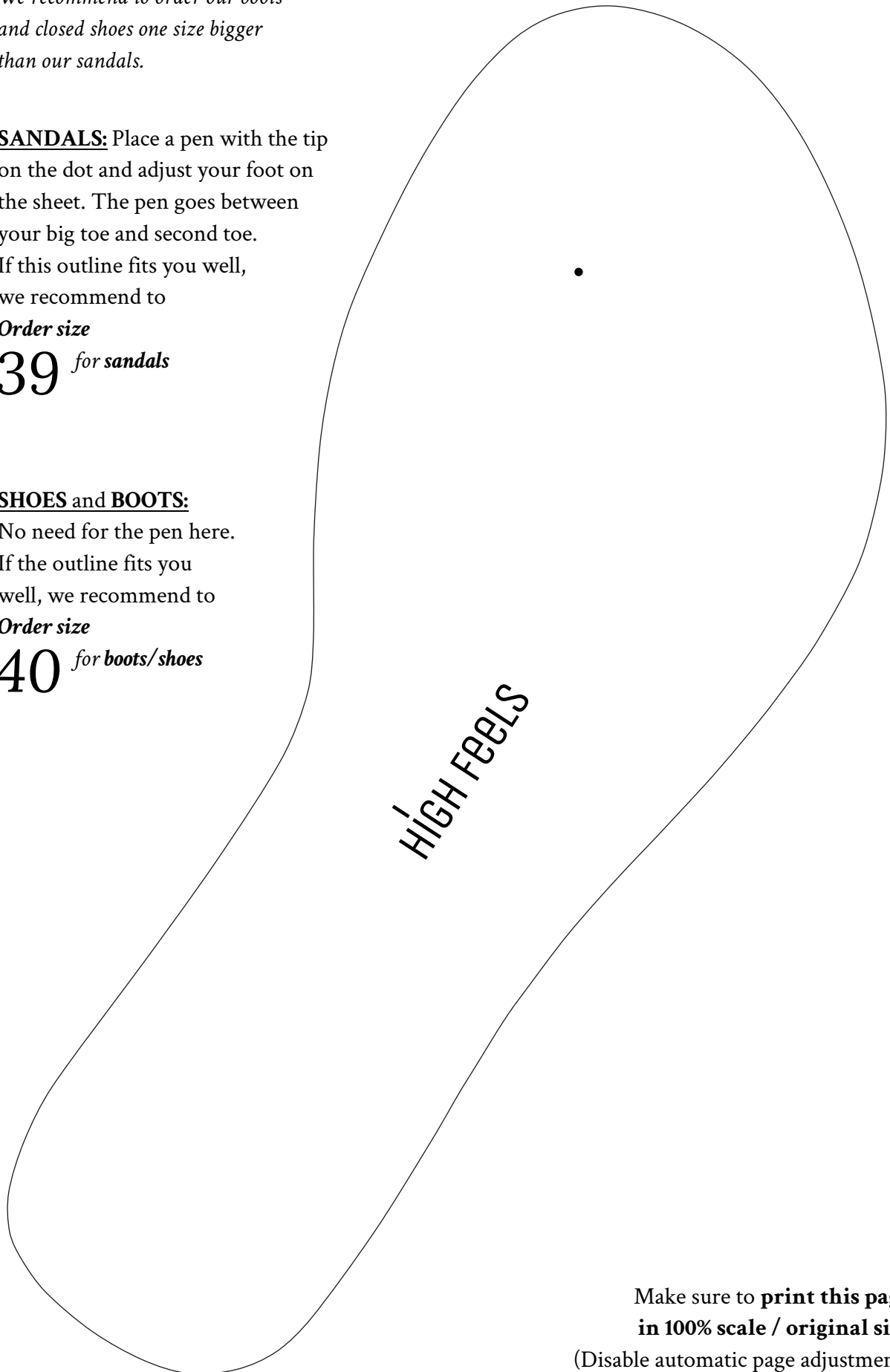
SHOES and BOOTS:

No need for the pen here.

If the outline fits you well, we recommend to

Order size

40 *for boots/shoes*



Make sure to **print this page in 100% scale / original size**
(Disable automatic page adjustment)

*We recommend to order our boots
and closed shoes one size bigger
than our sandals.*

SANDALS: Place a pen with the tip
on the dot and adjust your foot on
the sheet. The pen goes between
your big toe and second toe.
If this outline fits you well,
we recommend to

Order size


40 *for sandals*

SHOES and BOOTS:

No need for the pen here.
If the outline fits you
well, we recommend to

Order size

41 *for boots/shoes*



Make sure to **print this page**
in 100% scale / original size
(Disable automatic page adjustment)

*We recommend to order our boots
and closed shoes one size bigger
than our sandals.*

SANDALS: Place a pen with the tip
on the dot and adjust your foot on
the sheet. The pen goes between
your big toe and second toe.
If this outline fits you well,
we recommend to

Order size

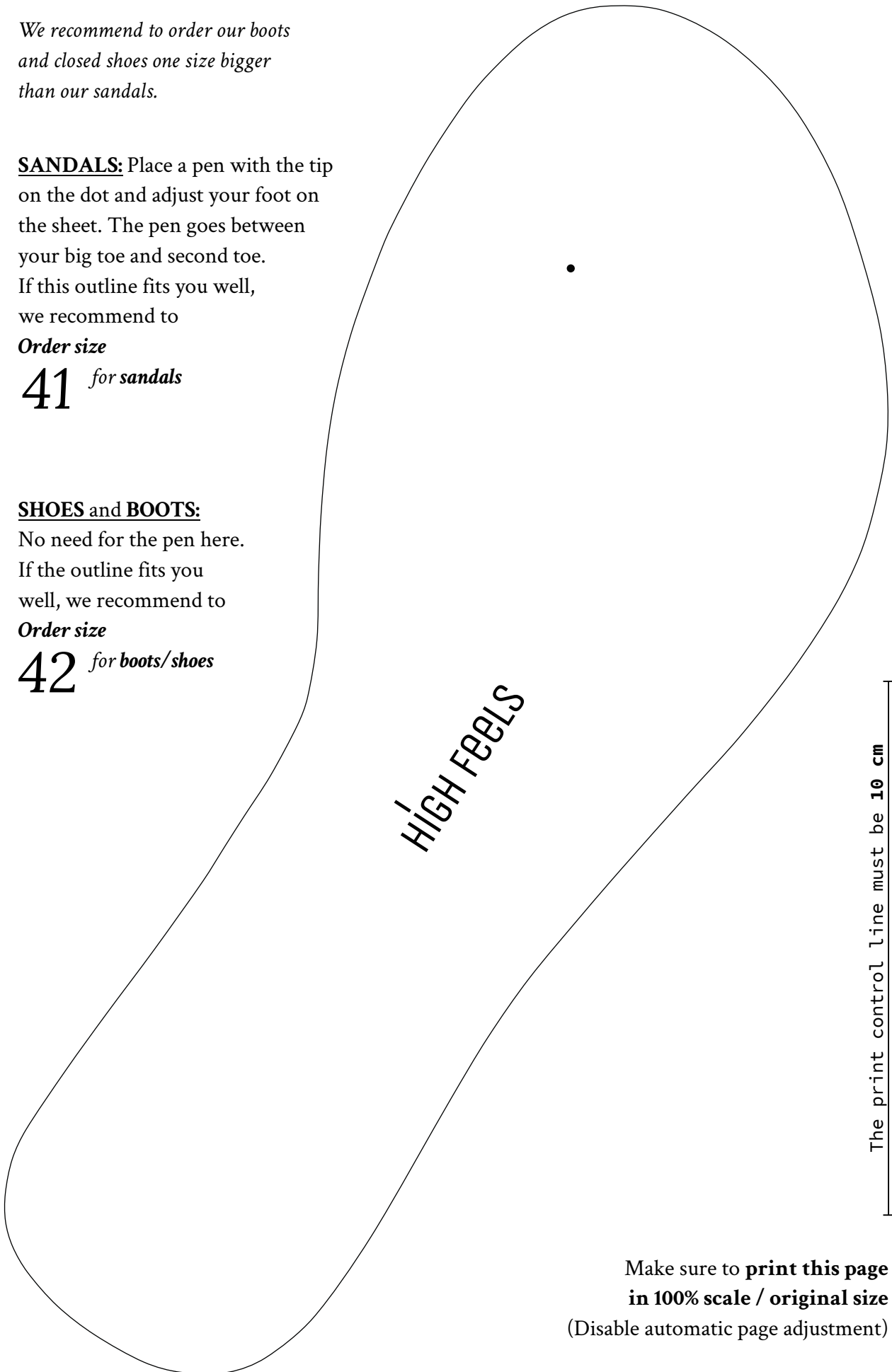
41 *for sandals*

SHOES and BOOTS:

No need for the pen here.
If the outline fits you
well, we recommend to

Order size

42 *for boots/shoes*



Make sure to **print this page**
in 100% scale / original size
(Disable automatic page adjustment)

*We recommend to order our boots
and closed shoes one size bigger
than our sandals.*

SANDALS: Place a pen with the tip
on the dot and adjust your foot on
the sheet. The pen goes between
your big toe and second toe.
If this outline fits you well,
we recommend to

Order size

42 *for sandals*

SHOES and BOOTS:

No need for the pen here.
If the outline fits you
well, we recommend to

Order size

43 *for boots/shoes*

HIGH FEELS

The print control line must be 10 cm

Make sure to **print this page**
in 100% scale / original size
(Disable automatic page adjustment)

*We recommend to order our boots
and closed shoes one size bigger
than our sandals.*

SANDALS: Place a pen with the tip
on the dot and adjust your foot on
the sheet. The pen goes between
your big toe and second toe.
If this outline fits you well,
we recommend to

Order size

43 *for sandals*

SHOES and BOOTS:

No need for the pen here.
If the outline fits you
well, we recommend to

Order size

44 *for boots/shoes*

HIGH FEELS

The print control line must be 10 cm

Make sure to **print this page**
in 100% scale / original size
(Disable automatic page adjustment)